

When Men Murder Women: A Review of 25 Years of Female Homicide Victimization in the United States

... ž •

— • † • f • •

• • ... %oo • — ~ ...%oo— ' • € • —

'€— • • • • • • • • • •

TM — • • • • • • • • • •

TM • • • • • • • • • •

• • — '€— • —

'€— — „ • '• ...%oo— -

• • - • • š

• ...%oo— '€— • - “ — •%oo —

' • “—%oo—” , “—%oo—” - • • • •

• • '€— • - • • -


• • - • — • • - • •

• “—%oo—” „ • '• - •


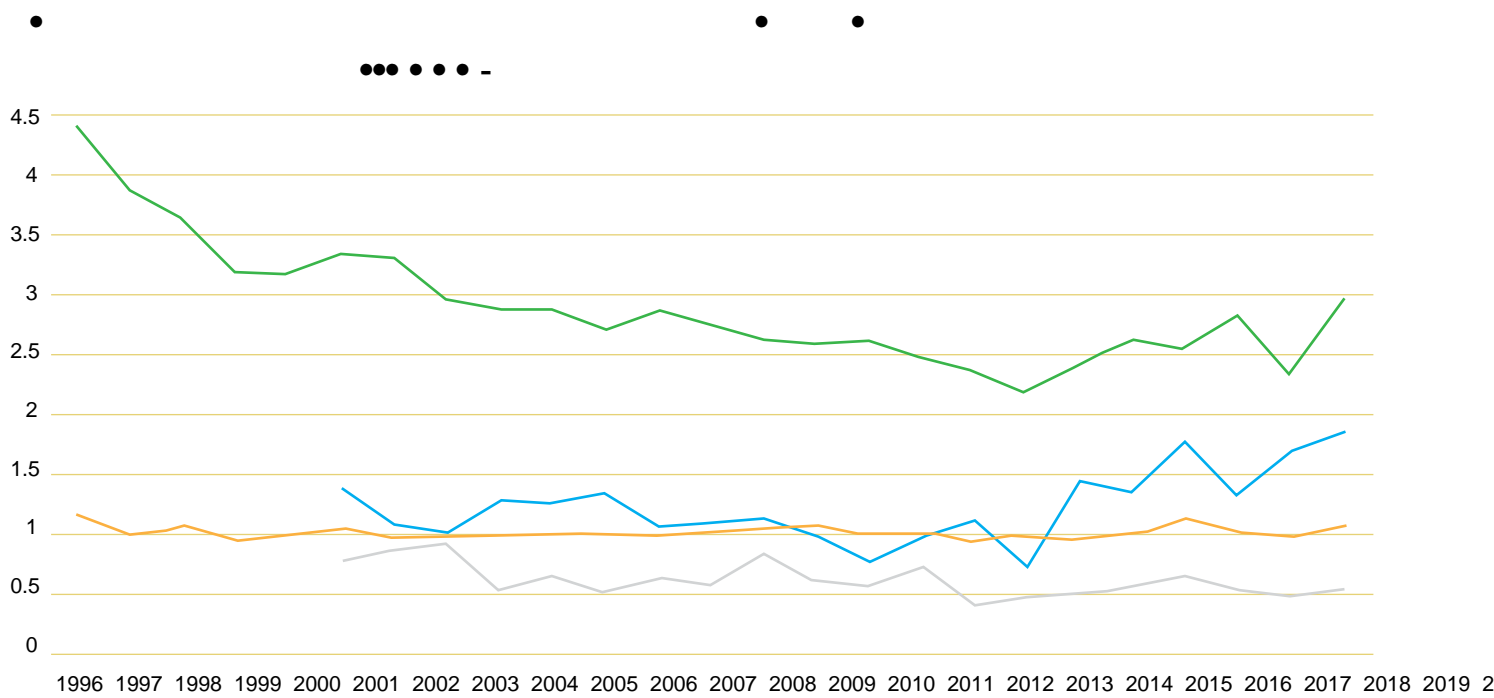
• ' • • † • • • • ~ • •

• • “—%oo—” • • • •

š



b The National Violent Death Reporting System (NVDRS) is a state-based reporting system funded by the federal Centers for Disease Control and Prevention (CDC) that captures comprehensive information about homicide, suicide, unintentional firearm, legal intervention, and undetermined intent deaths. While valuable details about the circumstances of these violent deaths are collected in the system, very limited information is available to the public. For example, information about the sex of homicide offenders is not publicly available. Another limitation of NVDRS data is the significant delay in making data publicly available. As of September 2023, NVDRS data from 2021 were not yet available. Additional information about NVDRS can be found at: https://www.cdc.gov/violenceprevention/pdf/nvdrs/NVDRS-Overview_factsheet.pdf. Mortality data are also available via other CDC databases, including Wide-ranging Online Data for Epidemiological Research (WONDER) and Web-based Injury Statistics Query



SECTION TWO: BLACK FEMALES KILLED BY MALES, 1996 to 2020

... ž •%o ••• • •
• — • - '€- -

SECTION THREE: STATE RANKINGS, 1996 to 2020

‡ • ~ • ••• • •
• • • - ‘ • ... •
‘ - - • } ...
• • •
Ž • Š
Q ^ • ‘ • ••• Ž Š
” f ... † ‡ ^ • ‰ “ •
• • - ••• •
• • -
Q - ‘ • ‘œ • Ž — •
• - • - • - “
• • - • • -
Q - ‘ • ‘i • Ž } •
• • - “ ” , “
Q ” - ‘ - } • œ • ‘
• • • -

Q 86 Td [(Tw 125)9 ()-5 (21)Tj 0 Tc 0 Tw 14 0 0 14 560.6945 439.835 T 7

' > • • • - • • •
- TM • • • •
- • • • • - • • •
• • • • §
§ • - • - ' - • • •
'i - • • • • - • • •

CONCLUSION

- • - -
• • • • Ž • • •
- - • • • • • • • • †
• § • - • • • • • •
‰ • • • — ‹ • • • • • • • •
• - • • • £ • • • • • • • •
‰ • • • • • • • • • • • • • •
• • • • • • • • • • • • • •
• • • • • • • • • • • • • •
• • • • • • • • • • • • • •
• • • • • • • • • • • • • •

APPENDIX ONE

•••• -€-€

	White		Black		American Indian/Alaska Native		Asian/Pacific Islander		Total**	
	Count	Rate	Count	Rate	Count	Rate	Count	Rate	Count	Rate
1996	1,278	1.1	777	4.4	11	*	47	*	2,129	1.6
1997	1,140	1.0	693	3.9	17	*	51	*	1,920	1.4
1998	1,204	1.1	659	3.6	21	*	30	*	1,932	1.4
1999	1,098	1.0	582	3.2	16	*	45	*	1,750	1.4
2000	1,120	1.0	608	3.2	16	*	47	*	1,805	1.3
2001	1,207	1.1	619	3.3	17	1.4	46	0.8	1,899	1.4
2002	1,159	1.0	636	3.3	15	1.1	53	0.9	1,880	1.4
2003	1,157	1.0	572	3.0	14	1.0	59	0.9	1,817	1.3
2004	1,178	1.0	566	2.9	18	1.3	35	0.6	1,807	1.3
2005	1,204	1.0	574	2.9	18	1.3	44	0.7	1,858	1.3
2006	1,208	1.0	551	2.7	21	1.3	38	0.5	1,836	1.3
2007	1,197	1.0	579	2.9	16	1.1	44	0.6	1,865	1.3
2008	1,193	1.0	542	2.7	18	1.1	45	0.6	1,817	1.3
2009	1,228	1.1	497	2.6	17	1.1	59	0.8	1,818	1.3
2010	1,218	1.1	499	2.6	18	1.0	46	0.6	1,800	1.2
2011	1,126	1.0	492	2.6	14	0.8	47	0.6	1,707	1.2
2012	1,139	1.0	468	2.5	18	1.0	63	0.7	1,706	1.2
2013	1,086	1.0	453	2.4	21	1.1	36	0.4	1,615	1.1
2014	1,116	1.0	424	2.2	14	0.7	44	0.5	1,613	1.1
2015	1,110	1.0	476	2.4	28	1.5	48	0.5	1,686	1.1
2016	1,188	1.0	517	2.6	26	1.3	55	0.6	1,809	1.2
2017	1,309	1.1	507	2.6	35	1.8	65	0.7	1,948	1.3
2018	1,215	1.0	605	2.9	30	1.3	56	0.5	1,946	1.3
2019	1,166	1.0	501	2.3	39	1.7	53	0.5	1,795	1.2
2020	1,259	1.1	641	3.0	44	1.9	60	0.5	2,059	1.3
Total	29,503		14,038		522		1,216		45,817	

* Race data for American Indian/Alaska Native and Asian/Pacific Islander populations were not collected in VPC's annual When Men Murder Women reports until 2001.

**The total count and rate include victims for whom race information was unavailable.

APPENDIX FOUR

f

•€

•••• -€-€



”

‘ ž £’ “ %ž•ž %€• ’ • ‡ ©“ ‡
— ’ • iOE’ • ‡ • • • — • •
- œø ž š’•œ

‘ « ’ - • - • - fž • ’ š ... • € •
‘ - © ” ’ • ‘ÿ •
š œø ‘ÿ š”ž”’

“ ’ ž • ’ • %oo£ • ’ • ž ^ • • € ... •
- • † †

‘ « • „ f ž • • ž • - %oo- ... • - † •
“ • • € • ” • • € ,
‘ÿœžø š “ •

‘ ‘œ” § ÿ œ

‘ i ^ † %oo † † • “ • • ‘ÿÿœ° • ‘ • •
š<----± < • < • • • < -

‘ž ... ’ š - • • • , • • • • • , € •
š<---- < • • < • • • < < ‘”< • • •
• • • • • • • • • - <

“ - • f • ... ’ • - • • « • € • « - • ... • ... •
• • • • • † • - š • ’
• • • ’ ž - %oo • %oo š • • ‘ÿœ ‘ š “ i • ž

‘ø † • « - • - • ^ ... • ’ — • • — • ... •
ž - — • • € • - ” ’ • ‘ÿÿ’ ‘ž •
‘øœ”øšž”ž i

‘œ , f ^ • † • « • ’ • ... • - š • ž - •
, ’ - € • • • • • , • f • <
- ‘œ i ‘ š “ ž i • ”

‘ÿ - • f , † , ^TM • † • • • •)
’ 2 ž — • • € • ž ” ’ ... ,
‘ š “ šÿ •ÿž

